

# Kindergarten

05-08-2020

Mrs. Dickerson

Mrs. Geary

## Important Reminders:

**ARE YOU PRACTICING YOUR POPCORN WORDS EACH NIGHT?** Next week is our last new set of popcorn words. After your child masters these new six words for next week, he/she will know how to read 88 frequently used words! Can you believe it? We will be testing the children in a few weeks on all 88 words. Remember, for a word to be considered mastered, your child must read the word accurately, without guessing or hesitation, on the first try. Please continue to work on these words with your child every day 😊!

### Math

Next week in math, we compare capacities using different containers. We will take our chapter 19 assessment and then begin our new unit on money.

### Sight Words

**Sight words last week were:** look, very, their, saw, put, out.

**Next week:** off, our, day, take, too, show.

Add these words to your flashcards and practice daily!

### Religion

Next week in Religion, we will discuss virtues and Peacemakers. We will define each Peacemaker Virtue and give examples of how one can live that virtue. We will complete chapter 20 in our Call to Faith Books, "Be Like God."

### Reading and Writing

Next week in Reading and Literacy, we will introduce our six new popcorn words and our two new letters of the week, "Yy" and "Qq." We will continue with word building activities and discuss the main idea of a story and story details.

In Writing, we will introduce prepositions and spend time practicing writing some of our popcorn words.

### Science/Social Studies

In Social Studies, we will continue with our study of maps. We will discuss the difference between a map and a globe.

In Science, we will begin our unit on plants/flowers. We will learn the different parts of a flower and observe two geraniums as they grow and bloom. We will give them different amounts of water and sun and see how it affects their growth!

Tuesday, May 12<sup>th</sup> Literacy

10:00

Handwriting Models

Name \_\_\_\_\_ Date \_\_\_\_\_

Trace and write the letters.

Q Q Q

q q q

Tuesday, May 12<sup>th</sup> Literacy 10:00

Handwriting Models

Name \_\_\_\_\_ Date \_\_\_\_\_

Trace and write the letters.

Y Y Y

y y y

Name: \_\_\_\_\_

Date: \_\_\_\_\_

Tuesday, May 12<sup>th</sup>

Math

11:15 - 11:45

CHAPTER  
**19**

# Measurement

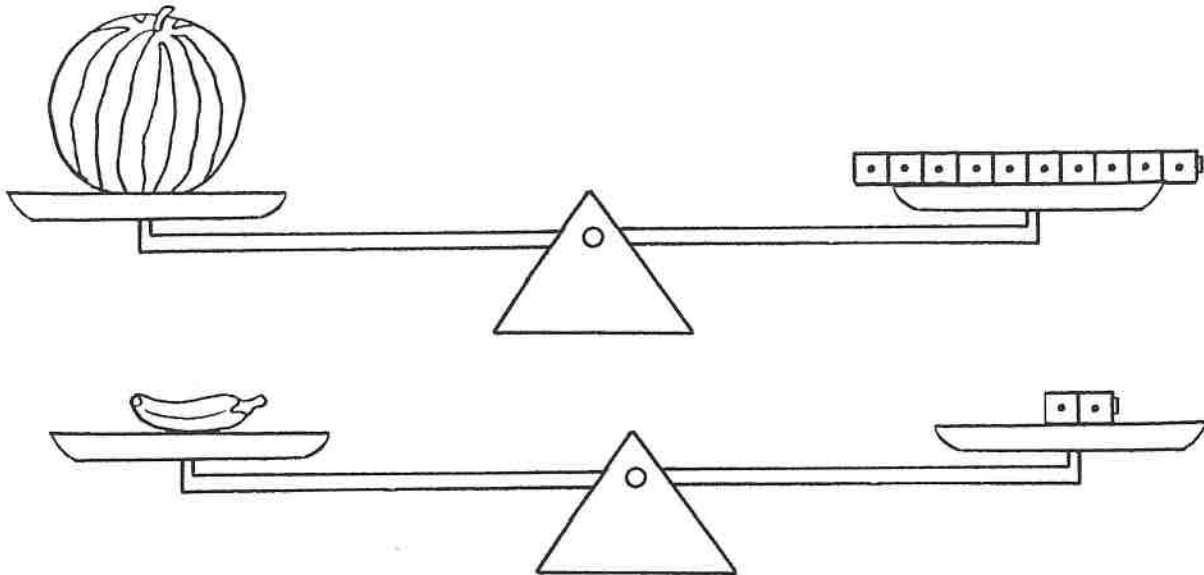
Pg. 1

## Let's Do!

1

Count and write.

a.



The cantaloupe weighs about \_\_\_\_\_ .

The banana weighs about \_\_\_\_\_ .

b.

Circle the lighter fruit. Color the heavier fruit.



Name: \_\_\_\_\_

Date: \_\_\_\_\_


Tuesday, May 12<sup>th</sup> Math 11:15

pg. 2



Circle the containers that hold the same amount.

a.



b.



### Let's Talk!



Ask: What do you take a very short time to do? What do you take a long time to do? Discuss the different answers children have.



Have children draw 4 different containers, 2 of which are the same size. Then, ask them to describe their drawings to their partners.

Wednesday, May 13<sup>th</sup> Read Aloud ①  
12:15

NAME \_\_\_\_\_

## Reading Skills

1. In this story,

\_\_\_\_\_ Carolyn thinks that she will have lots of time to care for a pet.

\_\_\_\_\_ Carolyn thinks she might not have enough time for a pet.

\_\_\_\_\_ Carolyn decides she doesn't want a pet.



2. Carolyn talks to her

\_\_\_\_\_ aunt. \_\_\_\_\_ teddy bear. \_\_\_\_\_ posters.

3. In this story, Carolyn feels

\_\_\_\_\_ excited. \_\_\_\_\_ worried. \_\_\_\_\_ mad.

4. Which of these is NOT something that takes up Carolyn's time?

\_\_\_\_\_ soccer practice \_\_\_\_\_ homework \_\_\_\_\_ a school play

## Thinking Further and Predicting Outcomes

1. Do you think Carolyn can handle both a pet and school work?

2. Do you think if Carolyn gets a pet, she will take good care of it?

3. If Carolyn had a pet, do you think she would talk to it? Why or why not?

Wednesday, May 13<sup>th</sup> Read Aloud-

12:15

(2)

NAME \_\_\_\_\_

## Reading Skills

1. This story is about

\_\_\_\_\_ Carolyn hearing about how pets are bad.

\_\_\_\_\_ Carolyn hearing about how pets take work.

\_\_\_\_\_ Carolyn hearing about how dirty pets are.



2. Carolyn's aunt's name is \_\_\_\_\_ Lucinda. \_\_\_\_\_ Lucy. \_\_\_\_\_ Linda.

3. What does Mrs. Jones want Carolyn to do?

\_\_\_\_\_ get a new stuffed animal

\_\_\_\_\_ think about whether she is ready for a pet

\_\_\_\_\_ forget about getting a pet

4. Carolyn comes to talk to Mom while Mom is

\_\_\_\_\_ reading.

\_\_\_\_\_ working.

\_\_\_\_\_ napping.

## Thinking Further and Predicting Outcomes

1. Do you think Carolyn would take good care of a pet? How come?

2. Do you think Carolyn's mother will help her get a pet? How come?

Wednesday, May 13<sup>th</sup> Read Along

3

12:15

NAME \_\_\_\_\_

## Reading Skills

1. This story is about

\_\_\_\_\_ Carolyn wanting a pet.

\_\_\_\_\_ Carolyn wanting a toy.

\_\_\_\_\_ how Carolyn is sad.



2. Carolyn has posters on the walls of

\_\_\_\_\_ horses.

\_\_\_\_\_ puppies.

\_\_\_\_\_ flowers.

3. The **setting** is where a story takes place. What is the setting for this story?

\_\_\_\_\_ Carolyn's kitchen

\_\_\_\_\_ Carolyn's living room

\_\_\_\_\_ Carolyn's bedroom

4. In the picture on page 208, how does Carolyn look?

\_\_\_\_\_ sad

\_\_\_\_\_ happy

\_\_\_\_\_ bored

## Thinking Further and Predicting Outcomes

1. Do you think Carolyn will get a real pet or more teddy bears?  
How come?



Wednesday, May 13<sup>th</sup> Read

(4)

Around 12:15

## Spiders

1. What is the spider you will see most often in your yard?

Tarantulas

Daddy longlegs

Green lynx

2. A spider has how many body parts?

1

4

2

3. Spiders are?

Insects

mammals

arachnids

4. Circle the animals that are predators of spiders.

birds

frogs

squirrels

lizards

fish

5. Where do baby spiders live after they are born?

Mother's back

on a web

in a nest

6. What do spiders eat?

Insects


birds

worms

Thursday, May 14<sup>th</sup> Literacy 10:00

Read the poem with a parent!


Circle each Q that you see.



Five little ducks  
Went out to play  
Over the hill  
and far away.

Mother duck said

Quack, quack, quack, quack,  
But only four little ducks  
came swimming back.



How many Q's did you find?

---

---

---





Thursday, May 14<sup>th</sup> Literacy 10:00

Read the poem with a parent!

Circle each Y that you see.

Pussycat, pussycat,  
where have you been?  
I've been to London  
to visit the Queen.  
Pussycat, pussycat,  
what did you there?  
I frightened a little mouse  
under her chair.



How many Y's did you find?

---

---

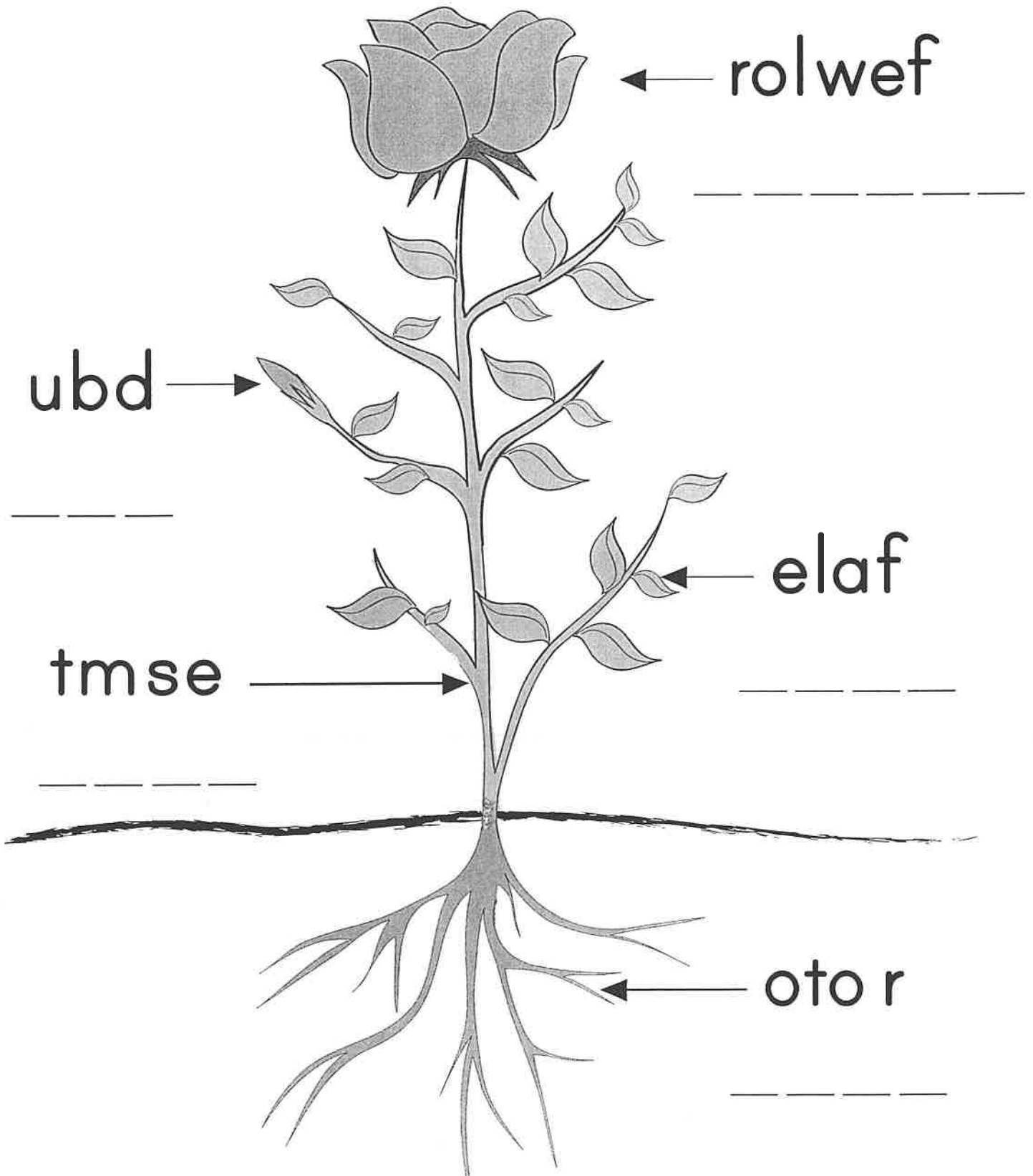
---



Thursday May 14<sup>th</sup> Science 12:45

# Parts of a Plant

Unscramble the letters to name the different parts of a plant.



# Qq

Friday, May 15<sup>th</sup> Literacy  
10:00



We can use quarters to buy gum! Draw a path from the quarters to the gumball machine by following the letter Q.

a	B	c	E	f	G	h	I	j	K	L	m	N	Q	o
v	q	Q	q	Q	q	Q	q	Q	q	Q	q	A	q	P
W	Q	H	i	S	r	A	Y	z	f	p	Q	O	Q	G
L	q	K	q	Q	q	Q	q	Q	q	Q	q	A	q	h
m	Q	N	Q	U	P	t	R	s	l	C	i	w	Q	x
A	q	l	q	Q	q	Q	q	Q	q	Q	q	g	q	Y
C	Q	B	a	A	H	Z	y	X	w	V	Q	b	Q	m
o	q	b	q	Q	q	Q	q	Q	q	Q	q	n	q	R
P	Q	f	Q	S	E	f	G	H	i	J	k	B	Q	G
m	q	l	q	Q	q	Q	q	Q	q	Q	q	Q	q	H
N	Q	g	m	k	j	u	V	c	C	c	C	T	c	e
o	q	Q	q	Q	q	Q	q	Q	q	Q	q	Q	q	A
P	b	B	z	A	B	c	L	E	f	G	H	i	Q	r
n	F	e	D	y	Z	b	E	Q	q	Q	q	Q	q	S
r	S	T	u	V	w	X	Y	q	P	o	R	s	T	u





Friday, May 15<sup>th</sup> Literacy 10:00

Kittens love to play with yarn! Draw a path from the ball of yarn to the kitten by following the letter Y.

a	B	c	D	e	F	G	h	R	a	M	n	○	Y	o
B	z	Y	y	Y	y	Y	y	Y	y	Y	y	A	y	P
c	J	y	B	V	h	U	t	S	i	j	Y	○	Y	q
D	x	Y	c	T	i	e	V	W	b	C	y	A	y	h
e	W	y	D	B	j	t	Y	y	Y	y	Y	e	Y	x
F	v	Y	e	x	K	m	y	k	n	u	S	o	y	H
g	U	y	F	g	H	u	Y	y	Y	y	Y	y	Y	q
H	T	Y	y	Y	y	R	w	n	○	p	q	n	u	R
i	s	R	q	P	Y	o	x	S	m	N	R	B	v	E
K	y	Y	y	Y	y	n	C	d	z	E	s	d	W	H
o	Y	J	k	B	a	m	G	z	v	W	t	X	x	b
M	y	R	c	o	d	Y	y	Y	y	Y	y	f	Z	A
n	Y	y	Y	y	Y	y	t	B	P	q	Y	K	d	r
o	A	b	C	d	E	f	G	Y	y	Y	y	M	n	S
F	G	h	V	b	M	n	○	Y	a	B	c	D	T	u



Kingtengarten Paper (Print a few copies)

# LESSON 6

## Globes and Maps

Friday, May 15<sup>th</sup>  
Social Studies 12:45

Use the words to label the picture. Use crayons to color the land and water.



water

globe

land



water



land



This is a

### QUICK CHECK:



A globe is a model of the Earth.



yes



no



A globe shows where land and water are on Earth.



yes



no

6